

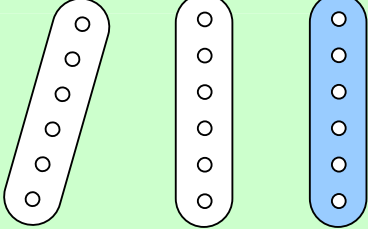

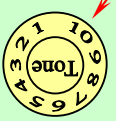
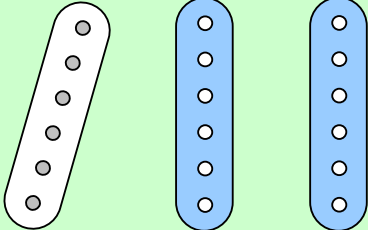


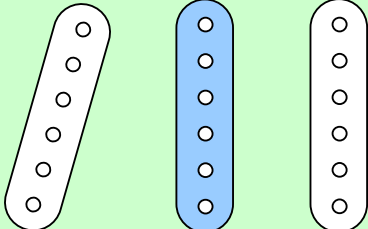
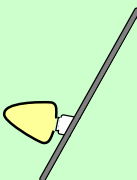

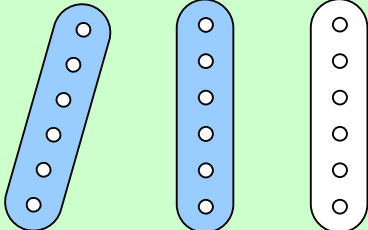


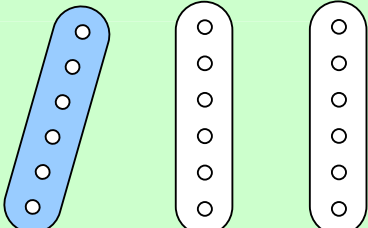
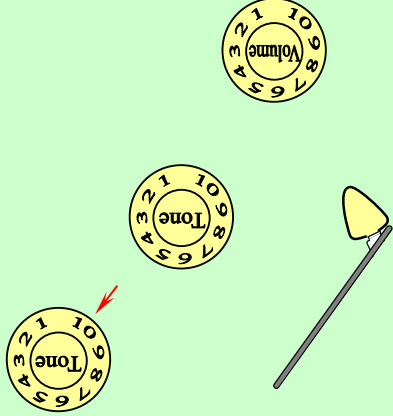


- Page 1 table displays normal Strat switching function.
- Page 2 table displays the pickup selection with the neck pickup Mix pot at maximum mix on '1'.
Note the extremely useful additional combinations of Bridge + Middle in Series for humbucking fat crunch (displayed in Red) with possible Neck in parallel for a hollow crunch tone.

Selector position	K9 mix pot (the bottom pot) is 'IN', at 10 on the scale.	Blue indicates the pickup is selected.
		
		
		
		
		



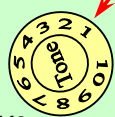

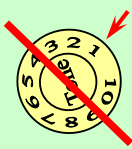
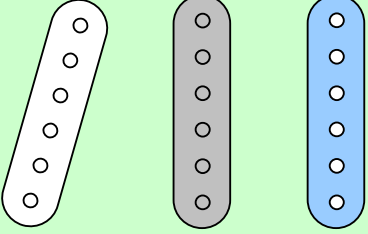


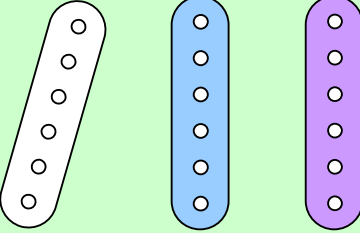
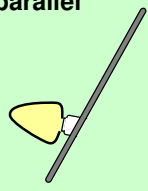

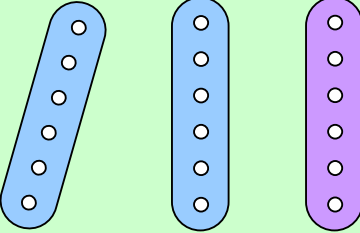
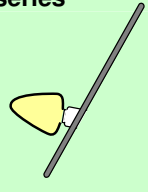
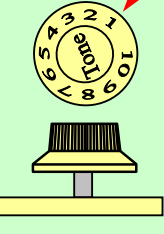

K9 mix pot is the lower control, by default. By request we do Custom control layouts



K9 mix pot at rest on '10'.

Functions of the Kinman K9 mix pot. Page 2 of 2

- This table displays the pickup selection with the K9 mix pot operating the neck pickup at maximum mix. Note the extremely useful additional combinations of Series and Series/Parallel connections in the 2nd bottom box. This gives the Strat ultimate versatility with simplicity.

Selector position	<p>K9 mix pot at full Neck mix (at '1' on scale).</p> <p>Rotary mix works in positions 1 to 3.</p>	<p>Purple indicates this pickups can be mixed in Parallel gradually by rolling the Mix pot down to '1'.</p> <p>Blue indicates pickup is switched on fully in Normal mode.</p> <p>Red shows pickups in Series in K9 mode with the knob popped out.</p>	<p>K9 mix/switch pot is the lower control, by default.</p>  <p>Volume</p>  <p>Master tone control</p>  <p>K9 rotary mix control at maximum 'neck' mix; works in positions 1 to 3.</p>
<p>Positions 5 and 4.</p> 	 <p>No effect</p>		<p>Neck can be mixed with the Middle in parallel, from zero to full.</p>
<p>Position 3</p> 			<p>With the K9 pot pushed 'IN' the neck can be mixed with the Middle and Bridge, from zero to all 3 fully on in parallel. A very unique and useful sound.</p>
<p>Position 2 parallel</p> 			<p>With the K9 pot popped 'OUT' the bridge and middle are in Series for crunch (Red). The neck can be mixed in Parallel by turning the K9 pot to '1' giving a hollow crunch sound.</p>
<p>Position 2 series</p> 			<p>Neck can be mixed with the bridge from zero to full. This sound is like a Tele in the middle switch position.</p>
<p>Position 1</p> 